

How to check your email

1. Go to Google Chrome



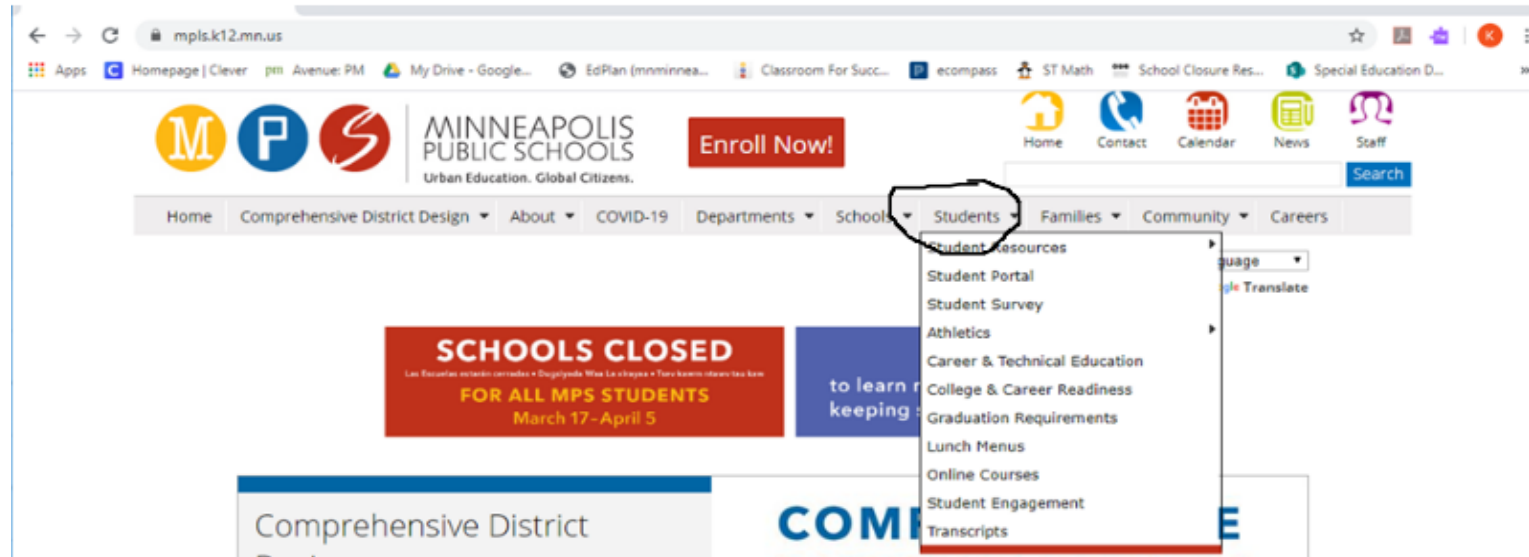
2. Go to www.mpls.k12.mn.us

The screenshot shows a web browser with the address bar containing mpls.k12.mn.us. The website header features the Minneapolis Public Schools logo (M, P, S) and the tagline "MINNEAPOLIS PUBLIC SCHOOLS Urban Education. Global Citizens." There is an "Enroll Now!" button and a search bar. A navigation menu includes Home, Comprehensive District Design, About, COVID-19, Departments, Schools, Students, Families, Community, and Careers. A language selection dropdown is set to "Select Language" and is powered by Google Translate.

The main content area features a red banner with the text: **SCHOOLS CLOSED** FOR ALL MPS STUDENTS March 17-April 5. Next to it is a blue button that says **CLICK HERE** to learn more about how we are keeping students and staff safe.

Below this is a larger announcement box. The left side has a white background with a blue header and text: "Schools closed March 17-April 5. All MPS schools are CLOSED from March 17 to April 5 until further notice. The Student Placement Office is also closed during this time, but enrollment staff are available to answer questions over the phone at 668.1840." The right side of the box has a red background with the text: **SCHOOLS CLOSED** Las Escuelas estarán cerradas • Dugsiyada Waa La xirayaa • Tsev kawm ntawv tau kaw.

3. Click on "Students"



4. Click on "Student Resources"

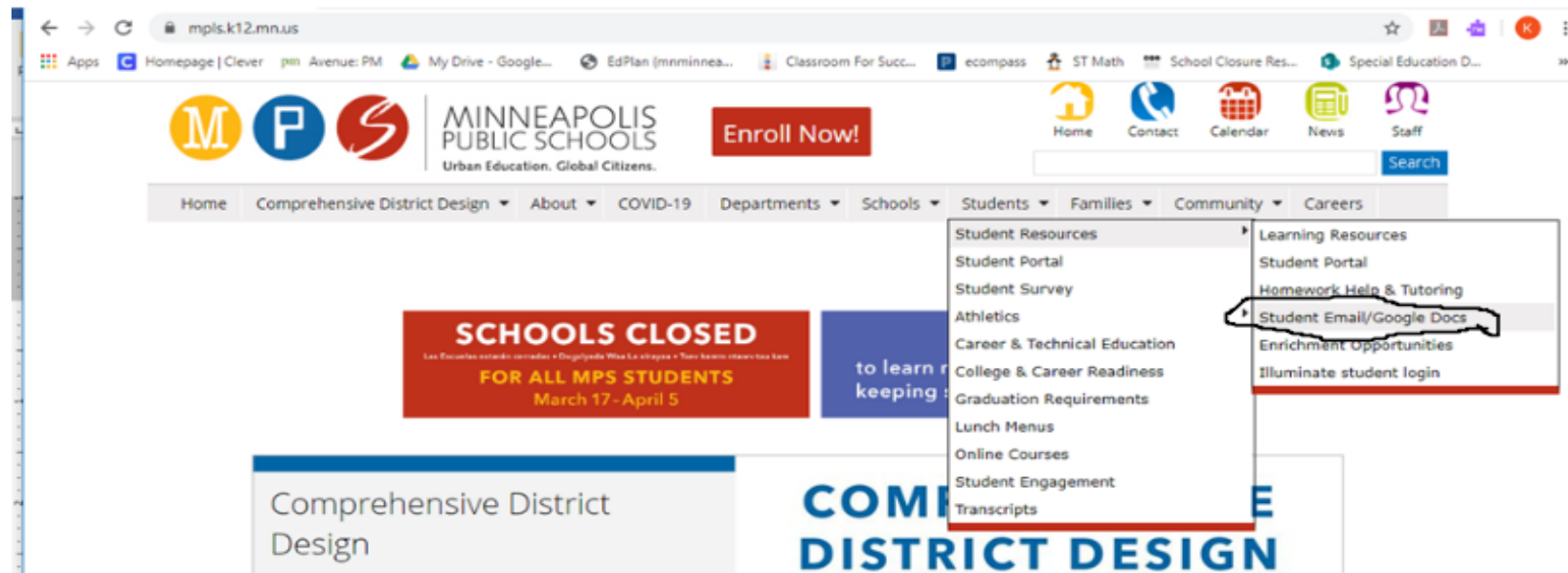
The screenshot shows the Minneapolis Public Schools website at mpls.k12.mn.us. The navigation bar includes links for Home, Contact, Calendar, News, and Staff. A dropdown menu is open under the 'Students' link, with 'Student Resources' highlighted. The dropdown menu contains the following items:

- Student Resources
- Student Portal
- Student Survey
- Athletics
- Career & Technical Education
- College & Career Readiness
- Graduation Requirements
- Lunch Menus
- Online Courses
- Student Engagement
- Transcripts

The 'Student Resources' item is circled in red. A secondary dropdown menu is visible to the right, listing: Learning Resources, Student Portal, Homework Help & Tutoring, Student Email/Google Docs, Enrichment Opportunities, and Illuminate student login. A red box highlights the 'Illuminate student login' item.

Other visible elements on the page include the Minneapolis Public Schools logo, an 'Enroll Now!' button, and a 'SCHOOLS CLOSED' banner for all MPS students from March 17 to April 5.

5. Click on "Student Email/Google Docs"



The screenshot shows the Minneapolis Public Schools website at the URL mpls.k12.mn.us. The page features the school district logo, an "Enroll Now!" button, and a navigation menu. The "Students" menu is open, and the "Student Email/Google Docs" option is highlighted with a red circle. A "SCHOOLS CLOSED" banner is visible in the background.

MINNEAPOLIS PUBLIC SCHOOLS
Urban Education. Global Citizens.

Enroll Now!

Home Contact Calendar News Staff

Home Comprehensive District Design About COVID-19 Departments Schools Students Families Community Careers

Student Resources
Student Portal
Student Survey
Athletics
Career & Technical Education
College & Career Readiness
Graduation Requirements
Lunch Menus
Online Courses
Student Engagement
Transcripts

Learning Resources
Student Portal
Homework Help & Tutoring
Student Email/Google Docs
Enrichment Opportunities
Illuminate student login

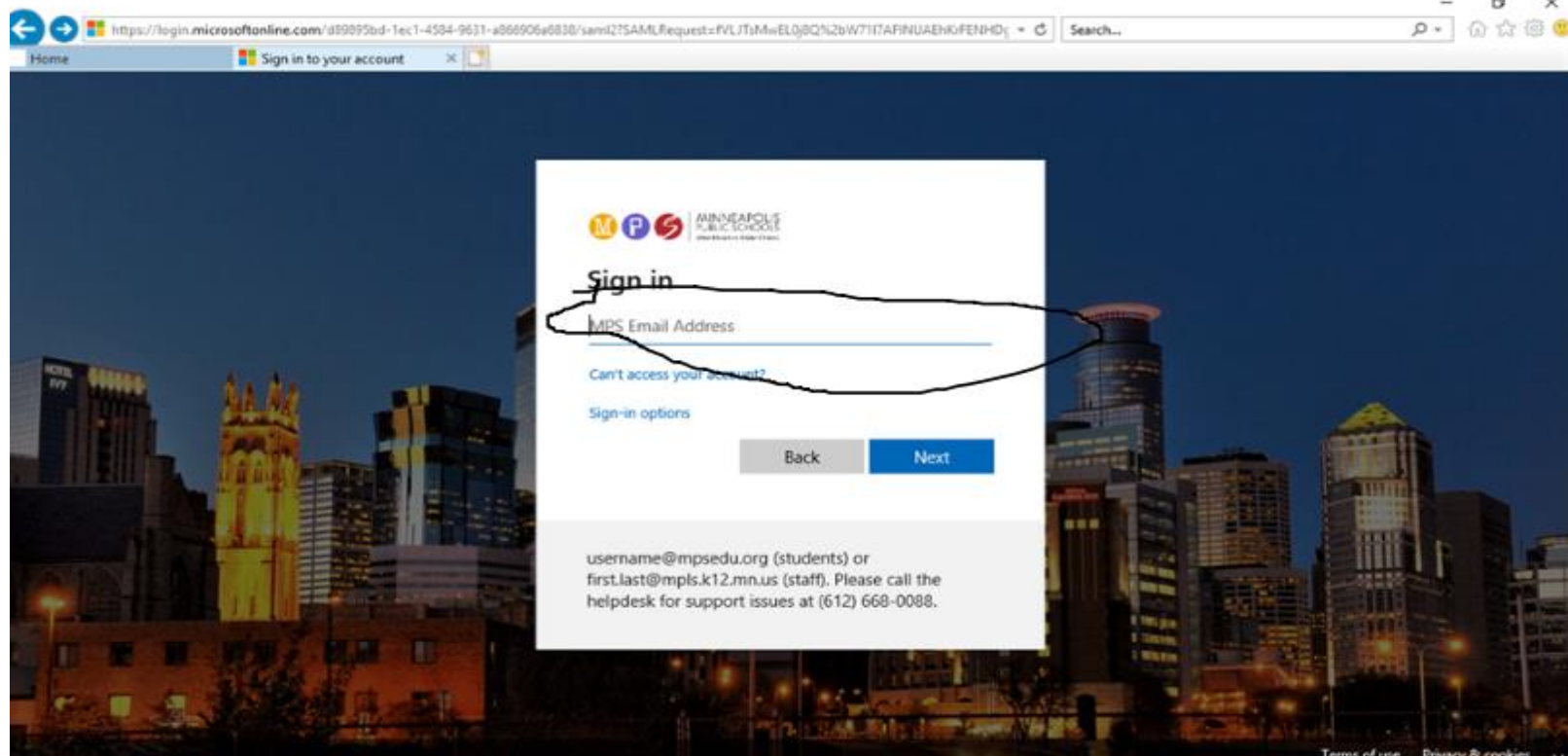
SCHOOLS CLOSED
FOR ALL MPS STUDENTS
March 17 - April 5

to learn keeping

Comprehensive District Design

COMPREHENSIVE DISTRICT DESIGN

6. Enter your email address



https://login.microsoftonline.com/d89995bd-1ec1-4504-9631-a866906a6830/saml2?SAMLRequest=FVLJT1MwELQ8C%2bV717AFINUAENKGFENHD... Search...

Home Sign in to your account

M P S MINNEAPOLIS PUBLIC SCHOOLS
The Heart of Education

Sign in

MPS Email Address

[Can't access your account?](#)

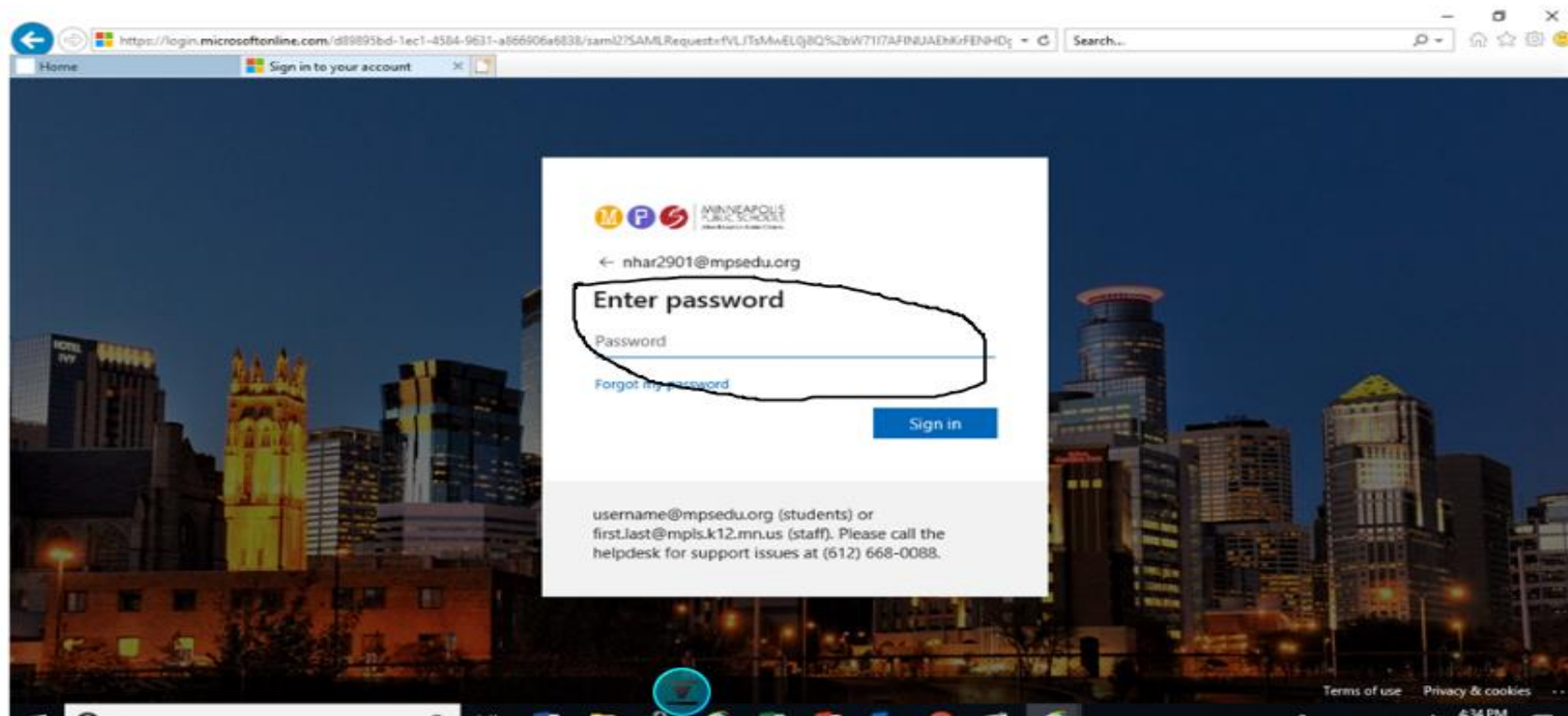
[Sign-in options](#)

Back Next

username@mpsdu.org (students) or
first.last@mpls.k12.mn.us (staff). Please call the
helpdesk for support issues at (612) 668-0088.


[Terms of use](#) [Privacy & cookies](#)

7. Enter your password



https://login.microsoftonline.com/d89895bd-1ec1-4584-9631-a866906a6838/saml2/SAMLRequest=fVLfTsMwELQ8Q%2bW717AFDNUADMkFENHDc

Home Sign in to your account

 MINNEAPOLIS PUBLIC SCHOOLS

← nhar2901@mpsedu.org

Enter password

Password

[Forgot my password](#)

[Sign in](#)

username@mpsedu.org (students) or first.last@mpls.k12.mn.us (staff). Please call the helpdesk for support issues at (612) 668-0088.

[Terms of use](#) [Privacy & cookies](#)

4:34 PM

8. Click on the 9 dots
9. Click on "gmail"

